

# Program Overview: Supplemental Special Education Services (SSES)

**Your student may be  
eligible for a \$1,500 grant!**


## Supplemental Special Education Services (SSES) is:

SSES gives a **\$1,500 one-time online grant** to parents of eligible students served by special education who are enrolled in a Texas public school. Families can use this money to purchase educational goods and services for their student.

## SSES Eligibility Criteria:

To be eligible for the SSES grant, students must currently be:

- » enrolled in a Texas public school,
- » enrolled in PreK - 12th grade, and
- » a student with a disability served through Special Education.



## What your family can purchase:

With SSES accounts, families are able to purchase educational goods and services from the SSES marketplace.

## Educational goods such as:



Books




Laptop




Tablet

## Services such as:



Tutoring



Therapy

**This is a first come, first serve grant. There are a limited number of accounts available, if you believe your student is eligible, we encourage you to apply today!**

If you already have an account, please visit:

**[app.classwallet.com](http://app.classwallet.com)**

For more information and to apply, visit:

**[SSES.tea.texas.gov](http://SSES.tea.texas.gov)**



# How to purchase goods and services for your child, once approved for SSES.



**Login** Login - Once the account management website is live, visit the website and provide your login information.

From the dashboard, for purchase, you will have two options to choose from.

you can...

## Select and Pay for Eligible Services

**Select Vendor** 1. Search and click on who you want to pay (only approved vendors will appear here).

**Browse** 2. Upload all the support documents (receipts) here; these can also be invoices, forms, etc.  
**Next**

**\$251.26** 3. Type in the amount you want to pay this vendor.  
**Next**


**Next** 4. Select the expense category (if the vendor requires this). You can select more than one category if needed. You can also add comments here.  
**Next**

**Submitted!** 5. Once you see the screen for "Submitted", this completes your payment.  
**Close**

## Buy School Supplies for your Student

**Start Shopping** 1. Click "Start Shopping" from the home screen.

**Shop** 2. Select which store you would like to shop from.

 3. After you have selected a store, build your cart with items that you would like to purchase.

**Checkout** 4. Once you have all of the items you need in your cart, click "checkout".

**Checkout** 5. Once back on the site, click "checkout".

**\$57.92** 6. Here you will see a space to enter the payment from the online account. Enter the amount of the order.  
**Close**